

LOS ALAMOS NATIONAL LABORATORY



3 9338 00316 1774

LA-2122

~~LA-1714~~

C.3

CIC-14 REPORT COLLECTION  
**REPRODUCTION**  
**COPY**

**LOS ALAMOS SCIENTIFIC LABORATORY**  
**OF THE UNIVERSITY OF CALIFORNIA • LOS ALAMOS NEW MEXICO**

---

**FAST NEUTRON CROSS SECTIONS**  
Corrections to LA-1714 and a  
Correlation of 3 Mev Values

### LEGAL NOTICE

This report was prepared as an account of Government sponsored work. Neither the United States, nor the Commission, nor any person acting on behalf of the Commission:

A. Makes any warranty or representation, express or implied, with respect to the accuracy, completeness, or usefulness of the information contained in this report, or that the use of any information, apparatus, method, or process disclosed in this report may not infringe privately owned rights; or

B. Assumes any liabilities with respect to the use of, or for damages resulting from the use of any information, apparatus, method, or process disclosed in this report.

As used in the above, "person acting on behalf of the Commission" includes any employee or contractor of the Commission to the extent that such employee or contractor prepares, handles or distributes, or provides access to, any information pursuant to his employment or contract with the Commission.



LA-2122  
PHYSICS AND MATHEMATICS

**LOS ALAMOS SCIENTIFIC LABORATORY**  
**OF THE UNIVERSITY OF CALIFORNIA LOS ALAMOS NEW MEXICO**

**REPORT WRITTEN: March 1, 1957**

**REPORT DISTRIBUTED: June 11, 1957**

**FAST NEUTRON CROSS SECTIONS**

**Corrections to LA-1714 and a  
Correlation of 3 Mev Values**

**By**

**Richard L. Henkel**



**Contract W-7405-ENG. 36 with the U. S. Atomic Energy Commission**

Most of the early Los Alamos fission cross-section measurements have been summarized in LA-1714.<sup>1</sup> For the measurements between 2 and 10 Mev neutron energy, a "long counter"<sup>2</sup> was used to measure relative neutron flux. Early measurements<sup>3</sup> on the efficiency of the long counter versus neutron energy showed that resonances in the total neutron cross section of carbon resulted in changes in the long counter efficiency near these resonance energies. The data in LA-1714 were corrected for these sharp resonance effects -- shown by the dotted line in Fig. 1 of this report.

In more recent measurements<sup>4</sup> on the long counter efficiency in which comparisons were made with the (n,p) scattering cross section, additional variations in efficiency were found which varied slowly with neutron energy but were still correlated with the total neutron cross section of carbon. Because of these variations in efficiency (shown in Fig. 1 of this report), there are errors in the fission cross sections reported in LA-1714. These errors are as large as 20% at 7 Mev.

The policy has been to replace the old fission cross-section measurements whenever newer data are obtained with better experimental techniques. However, because of the wide distribution of the material in LA-1714 it seemed advisable to issue this report giving corrections to these data. The corrections shown in this report were made by multiplying the existing fission excitation curves by a long counter correction found from Fig. 1. Since

these data were almost entirely based upon the absolute cross section of  $U^{235}$  at 1.25 Mev,<sup>5</sup> the efficiency curve was normalized to unity at this energy, and since the sharp resonance effects had been removed previously, only the solid curve corrections were applied.

The corrections become appreciable only above 2 Mev. When the data points were few, the original data were corrected and are shown in the graphs, where the solid line indicates the best values from LA-1714. In some cases where there are a limited number of data points, they are shown. See, for example, the curves for  $U^{236}$  and  $U^{238}$ . When many measurements were involved, only a smooth curve of averaged data was corrected. This resulted in some fine structure being deleted (e.g., in  $Th^{232}$ ,  $U^{236}$ , and  $U^{238}$ ) but the correction is not sufficiently certain to warrant its application to detailed points. LA-1714 can be referred to for possible detailed features. Recent measurements from Harwell<sup>6</sup> have been included on the curves for  $U^{233}$ ,  $U^{235}$ , and  $Pu^{239}$ .

Huizenga<sup>7</sup> has described in ANL-5150 a study of fission cross sections as a function of the parameter  $Z^2/A$  (using for A the atomic weight of the compound nucleus). A correlation resulted which suggested the possibility of predicting unmeasured cross sections. At the time that LA-1714 was prepared, corrections were applied to the earlier measurements used by Huizenga, which resulted in essentially eliminating the smooth correlation shown in ANL-5150. However, H. H. Barschall<sup>8</sup> has shown that if the fission cross sections for a neutron energy of 3 Mev are plotted against  $\frac{Z^{4/3}}{A}$ , where A is the atomic weight of the bombarded nucleus, a smooth correlation again appears which may be useful in the prediction of fission cross-section values. In this report the radium data<sup>9</sup> and those for  $Pu^{240}$  (Ref. 10) have been included in addition to the corrected values from LA-1714. Table I lists the data used to plot the correlation shown in Fig. 9. The significance, if any,

of the parameter  $\frac{Z^{4/3}}{A}$  is not clear.

It is emphasized that the cross-section values shown in this report are not the best which exist. However, in an attempt to bring attention to errors in the published fission cross sections of LA-1714 and to correct these errors, the appropriate correction has been applied and should result in more accurate values from this particular set of measurements. The most recent compilation of cross-section values appears in an article in "Progress in Nuclear Energy."<sup>11</sup> Fission cross sections for  $U^{233}$ ,  $U^{235}$ ,  $U^{238}$ , and  $Pu^{239}$  from this article have been reproduced in LA-2114.

#### REFERENCES

1. H. H. Barschall and R. L. Henkel, Los Alamos Scientific Laboratory report LA-1714 (deleted), 1955.
2. A. O. Hanson and J. L. McKibben, Phys. Rev. 72, 673 (1947).
3. R. A. Nobles et al., Rev. Sci. Instr. 25, 334 (1954).
4. E. Haddad, R. K. Smith, J. E. Perry, R. L. Henkel, private communication, 1956.
5. B. C. Diven et al., Los Alamos Scientific Laboratory report LA-1336, 1953.
6. D. W. Allen and A. T. G. Ferguson, AERE, Harwell, private communication, 1957.
7. J. R. Huizenga, Argonne National Laboratory report ANL-5150, 1953.
8. H. H. Barschall, private communication, 1955.
9. R. A. Nobles, J. H. Manley, and R. B. Leachman, Bull. Am. Phys. Soc., Series II, 2, 70 (1957).
10. R. L. Henkel, R. A. Nobles, R. K. Smith, private communication, 1956.
11. D. W. Allen and R. L. Henkel in "Progress in Nuclear Energy," Series I, Volume 2, Pergamon Press, Ltd., London (in press).

TABLE I

$\frac{Z^{4/3}}{A}$  AND FISSION CROSS-SECTION VALUES FOR A NEUTRON ENERGY  
OF 3.0 MEV FOR VARIOUS NUCLEI

Bombarded Nucleus	$\frac{Z^{4/3}}{A}$	$\sigma_f(3 \text{ Mev}),$ barns
Ra <sup>226</sup>	1.7312	0.0003
Th <sup>232</sup>	1.7376	0.13
Pa <sup>231</sup>	1.7709	1.28
U <sup>233</sup>	1.7816	1.84
U <sup>234</sup>	1.7739	1.52
U <sup>235</sup>	1.7664	1.21
U <sup>236</sup>	1.7589	0.82
U <sup>238</sup>	1.7441	0.54
Np <sup>237</sup>	1.7768	1.43
Pu <sup>239</sup>	1.7873	1.9
Pu <sup>240</sup>	1.7798	1.66
Am <sup>241</sup>	1.7976	1.9

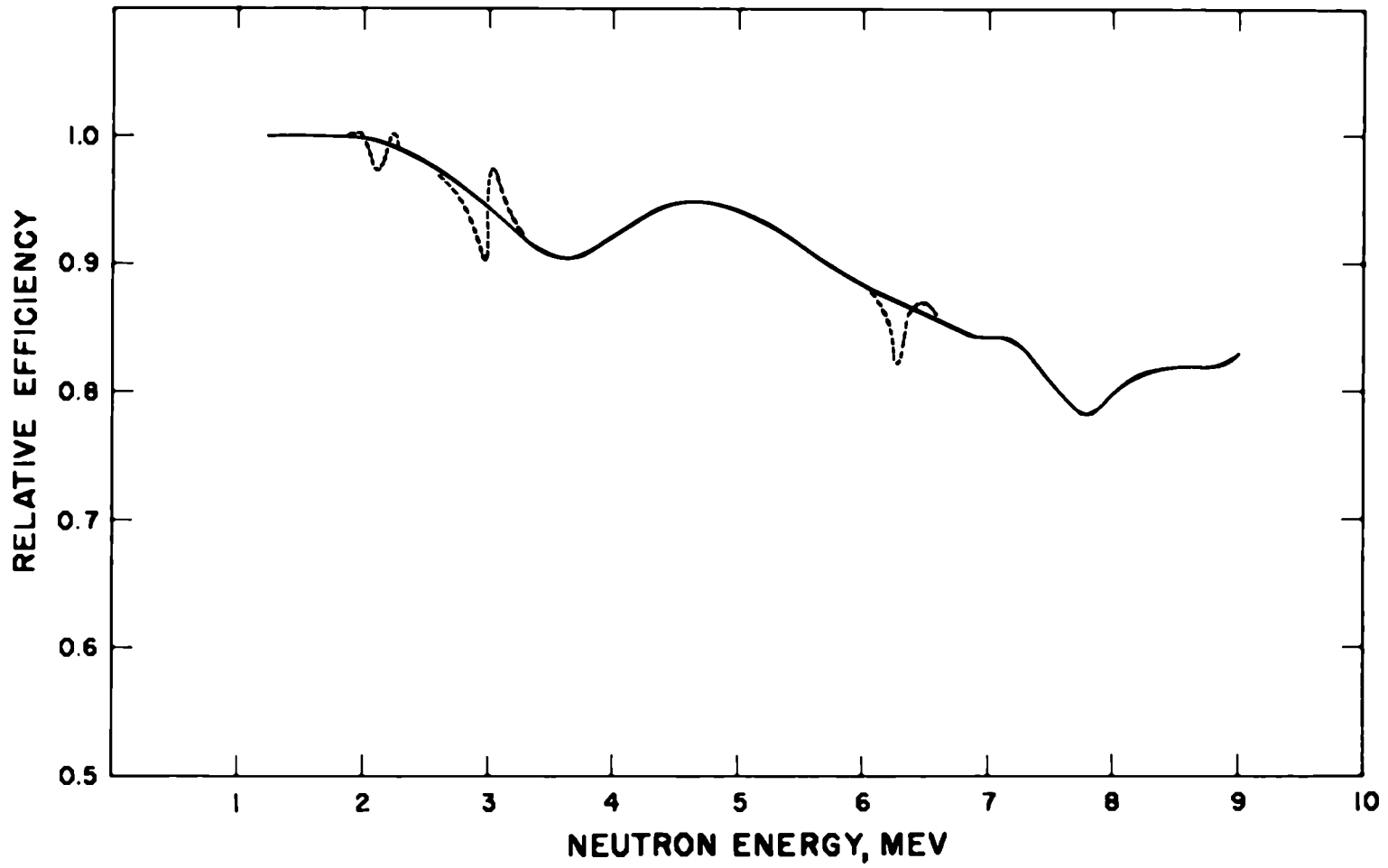


Fig. 1 The relative efficiency of the long counter neutron detector.



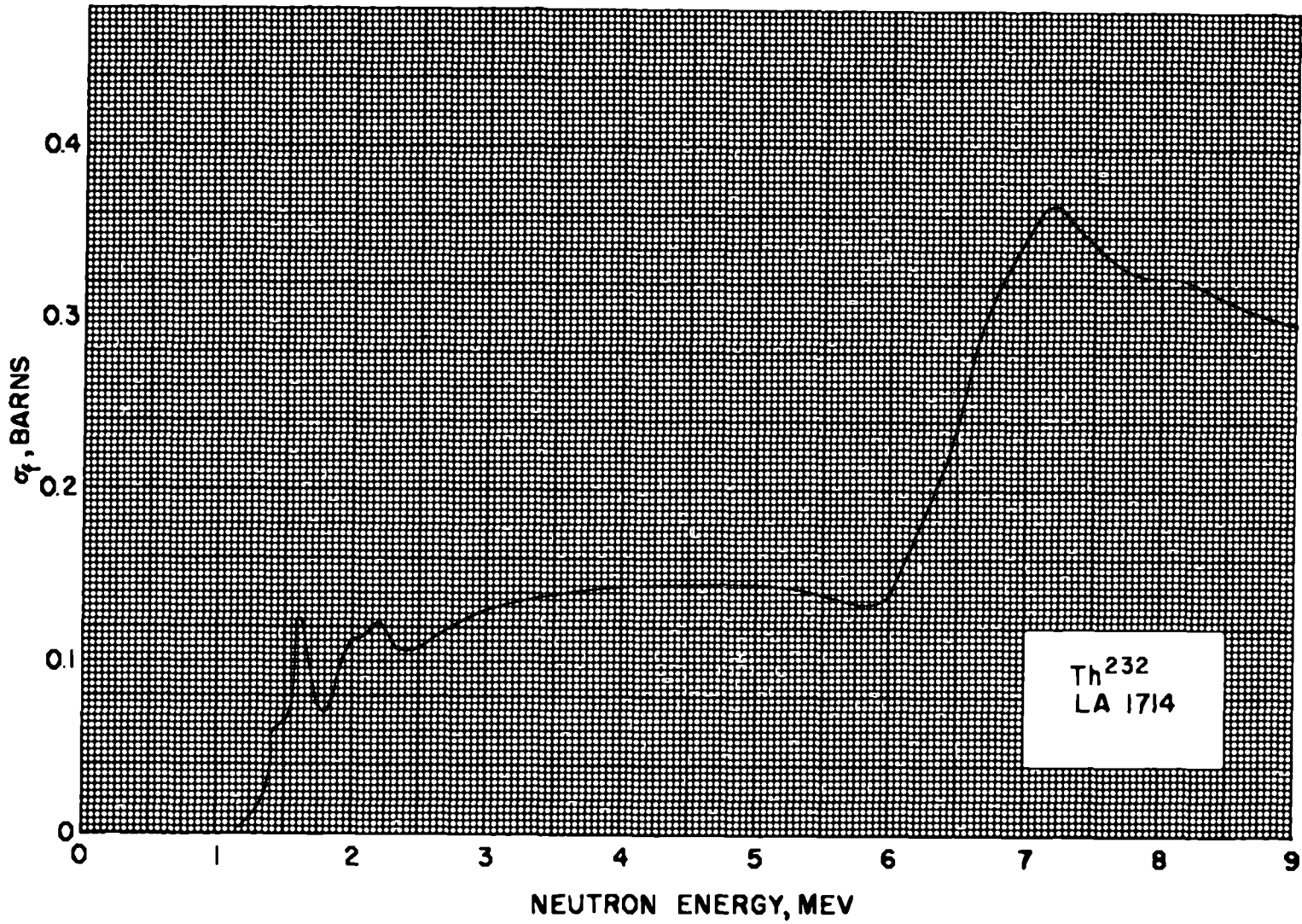


Fig. 2 Fission cross section for  $\text{Th}^{232}$ .

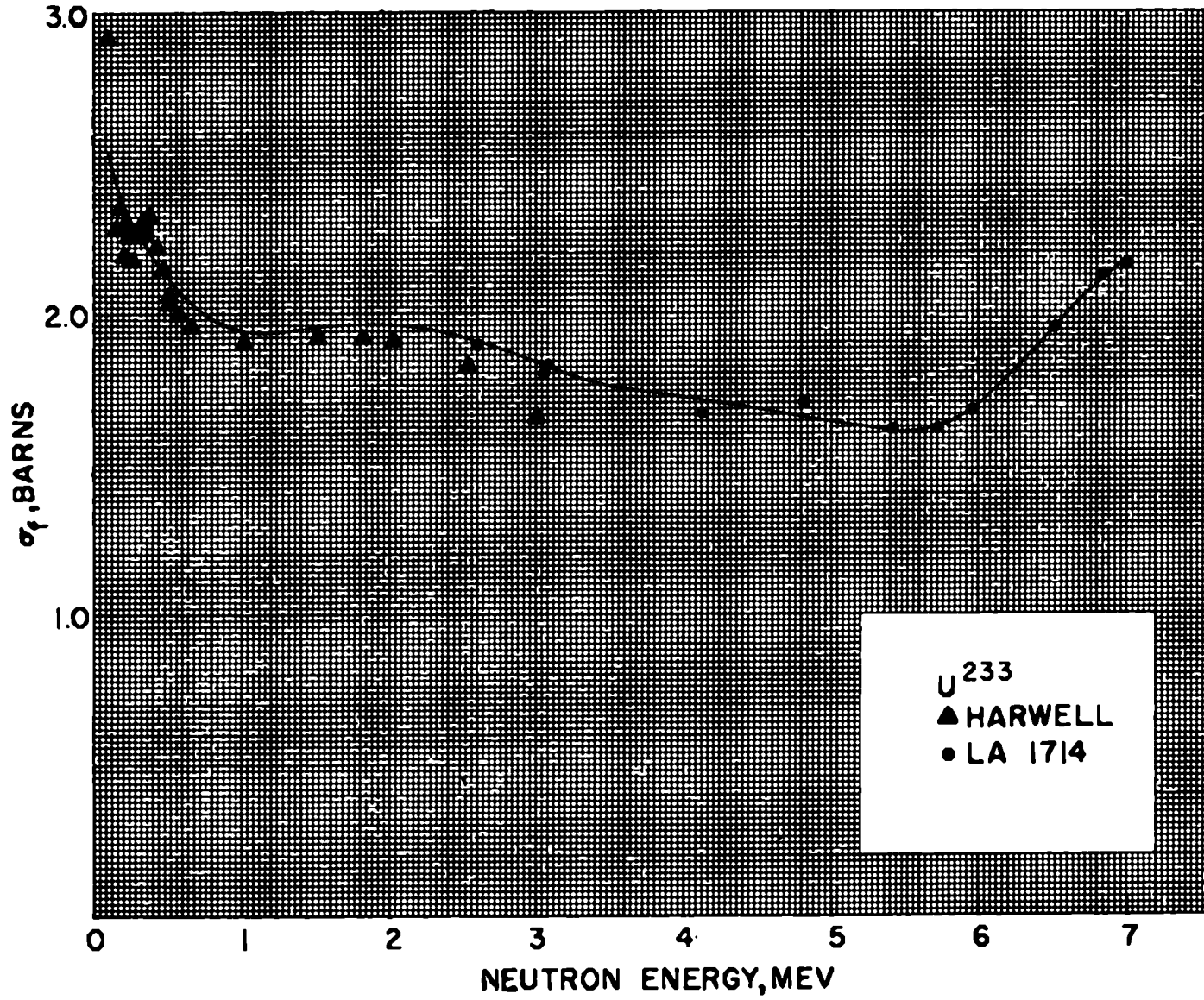


Fig. 3 Fission cross section for  $U^{233}$ .

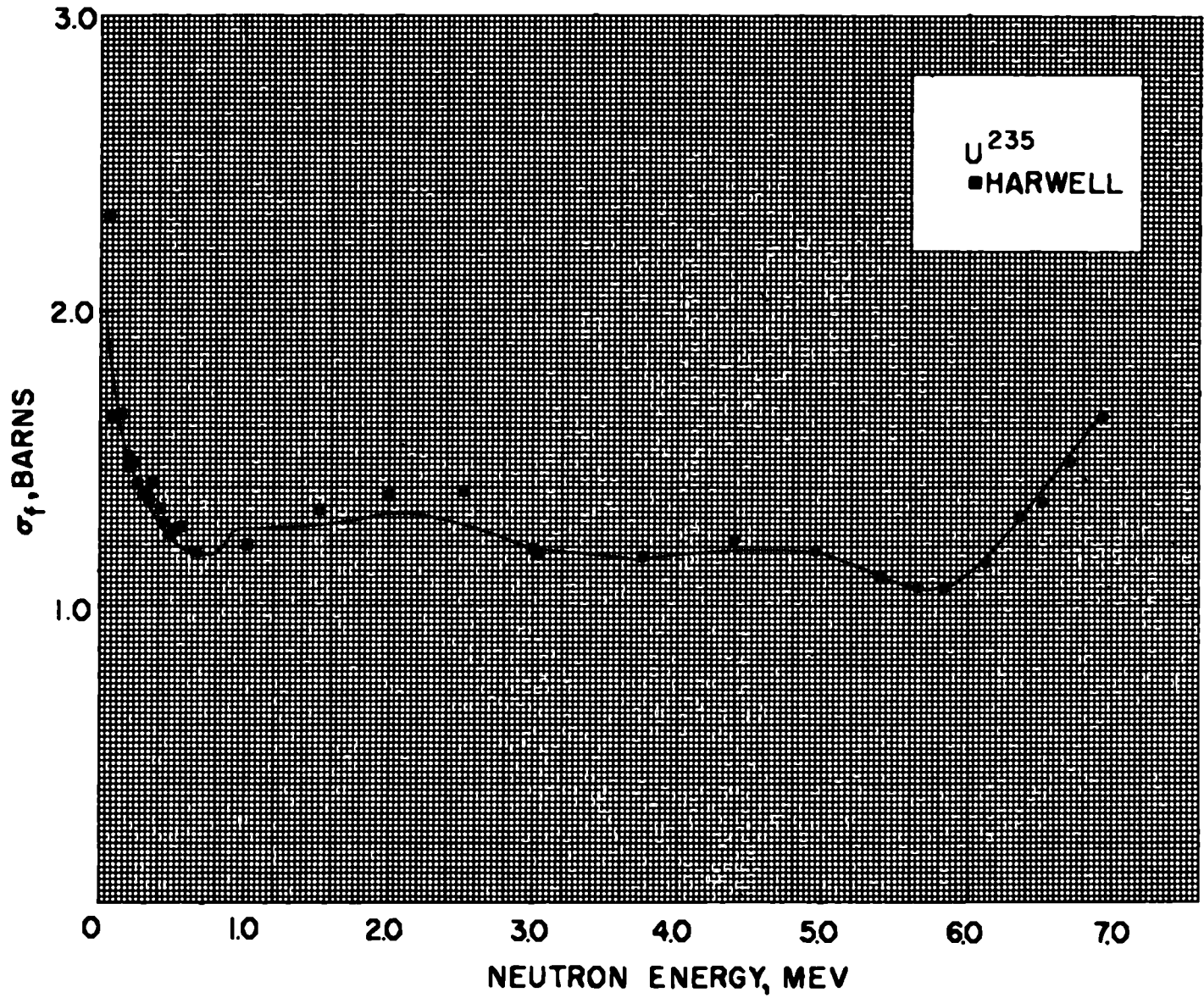


Fig. 4 Fission cross section for  $U^{235}$ .

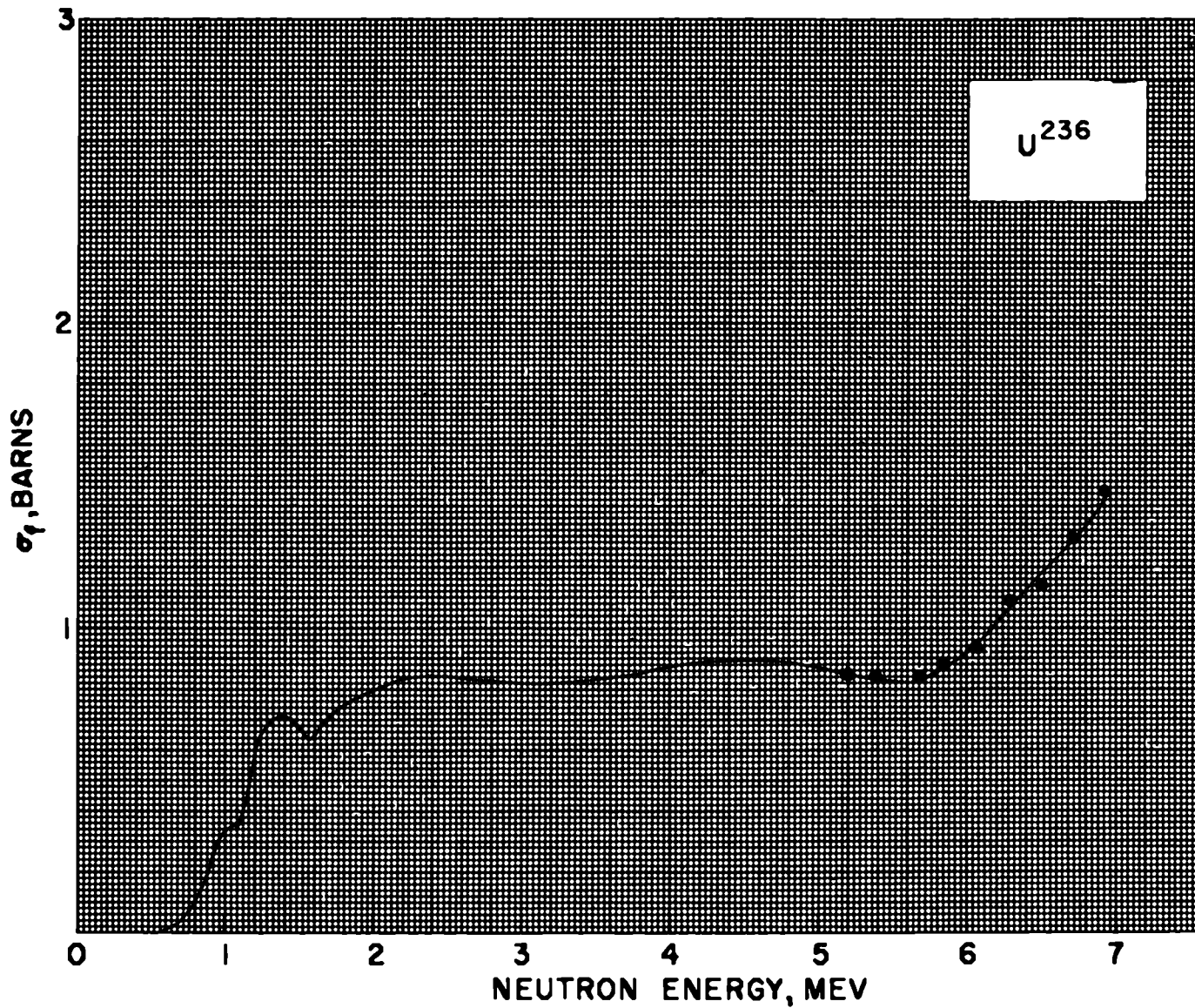


Fig. 5 Fission cross section for  $U^{236}$ .

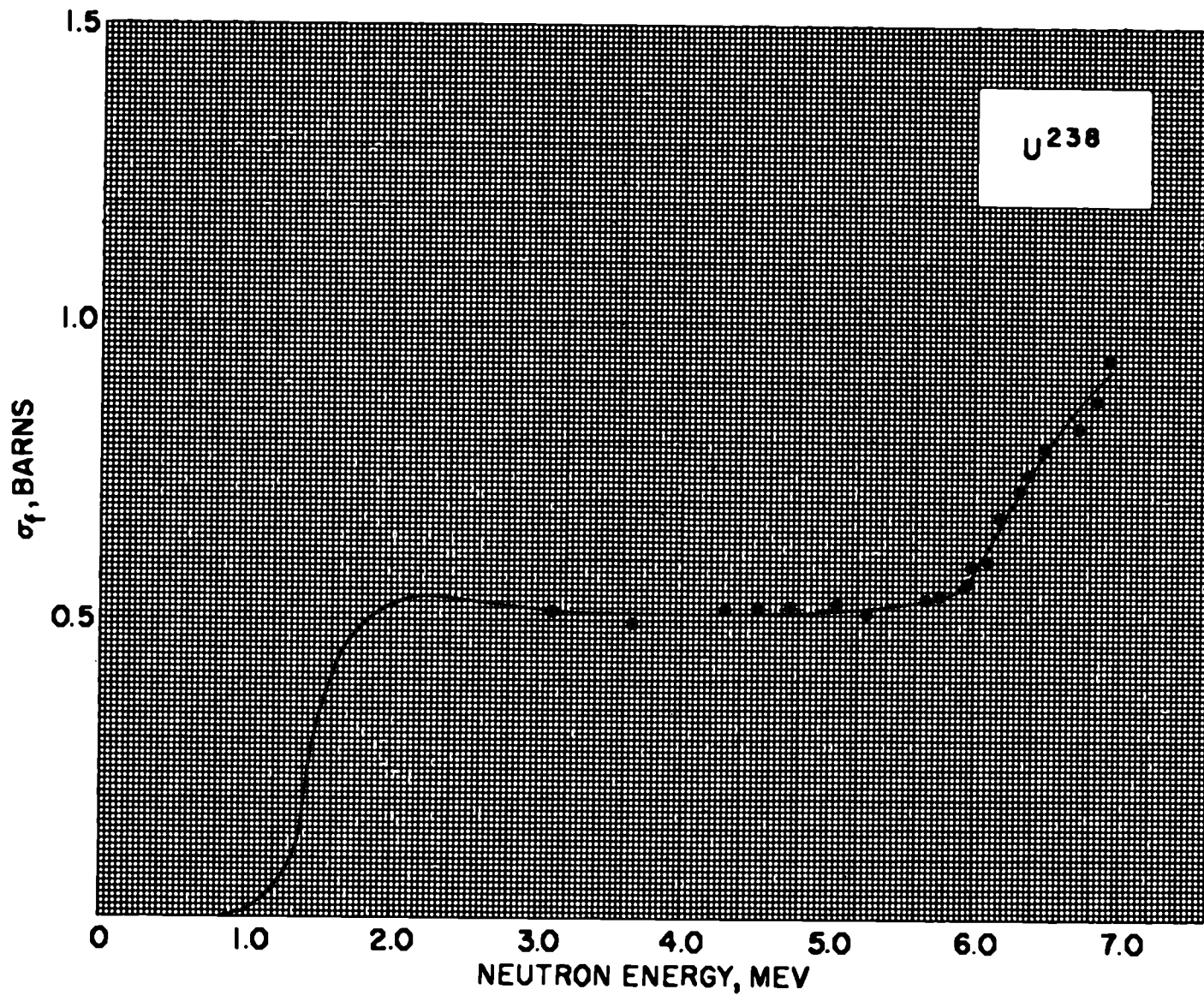


Fig. 6 Fission cross section for  $U^{238}$ .

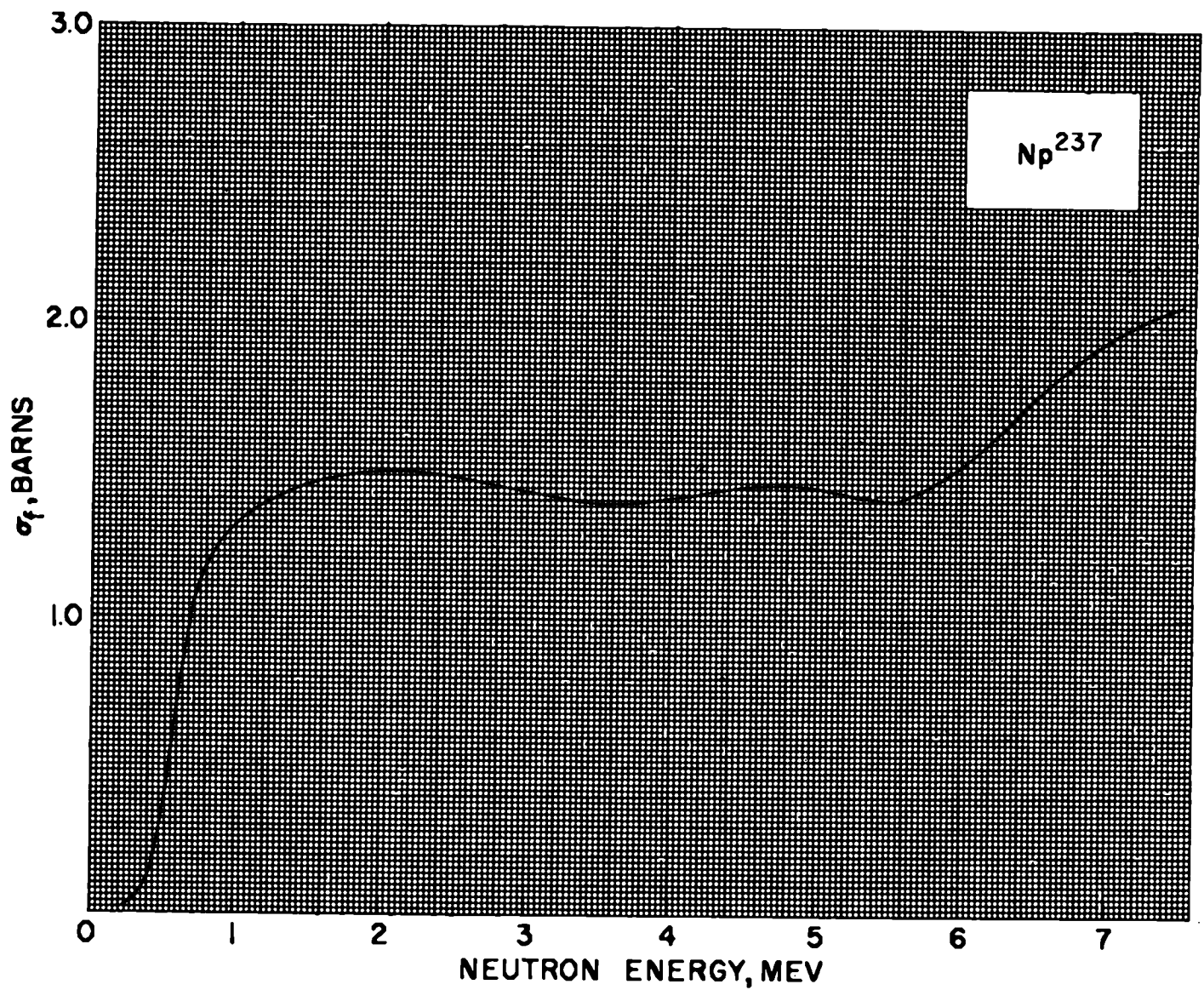


Fig. 7 Fission cross section for  $\text{Np}^{237}$ .

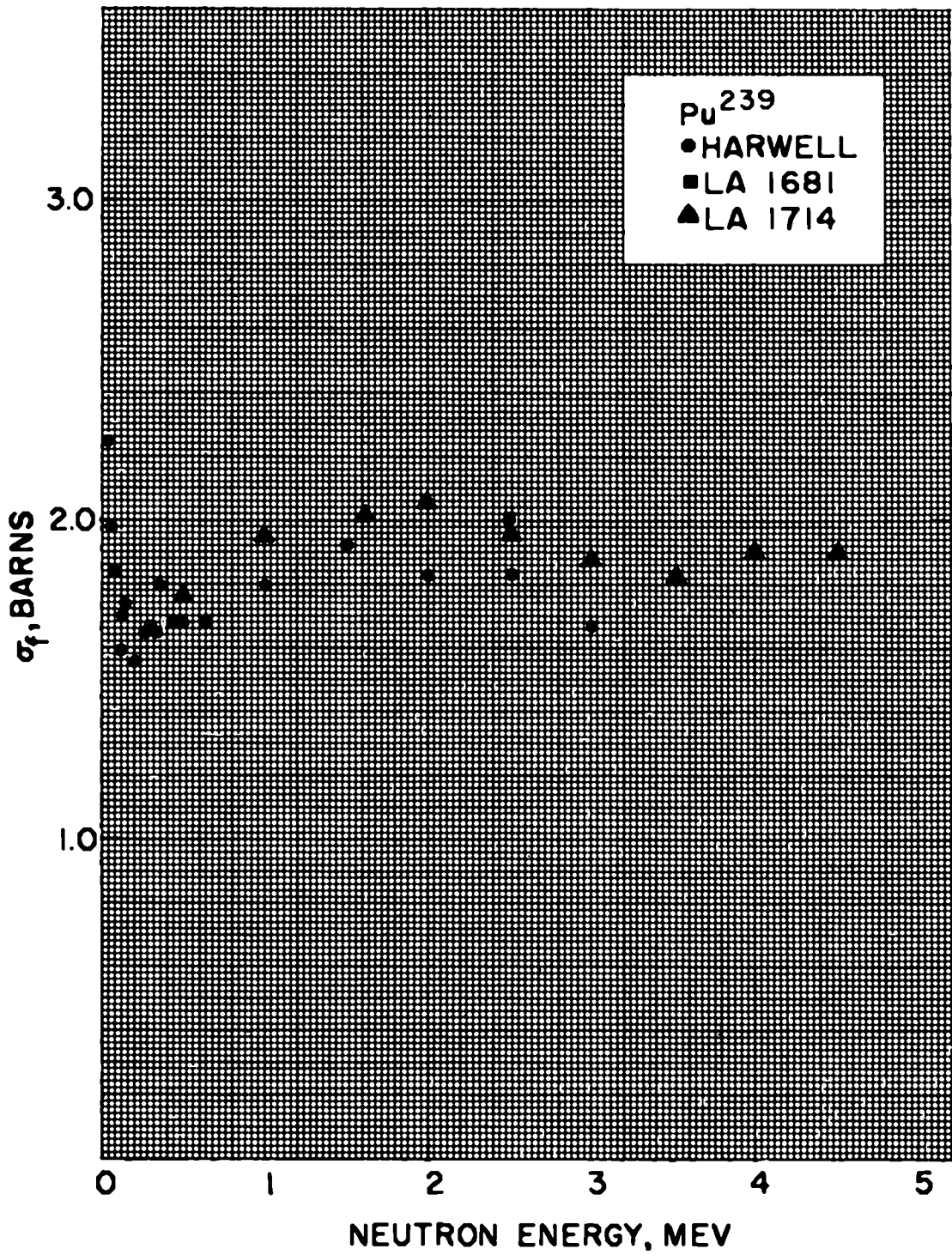


Fig. 8 Fission cross section for Pu<sup>239</sup>.

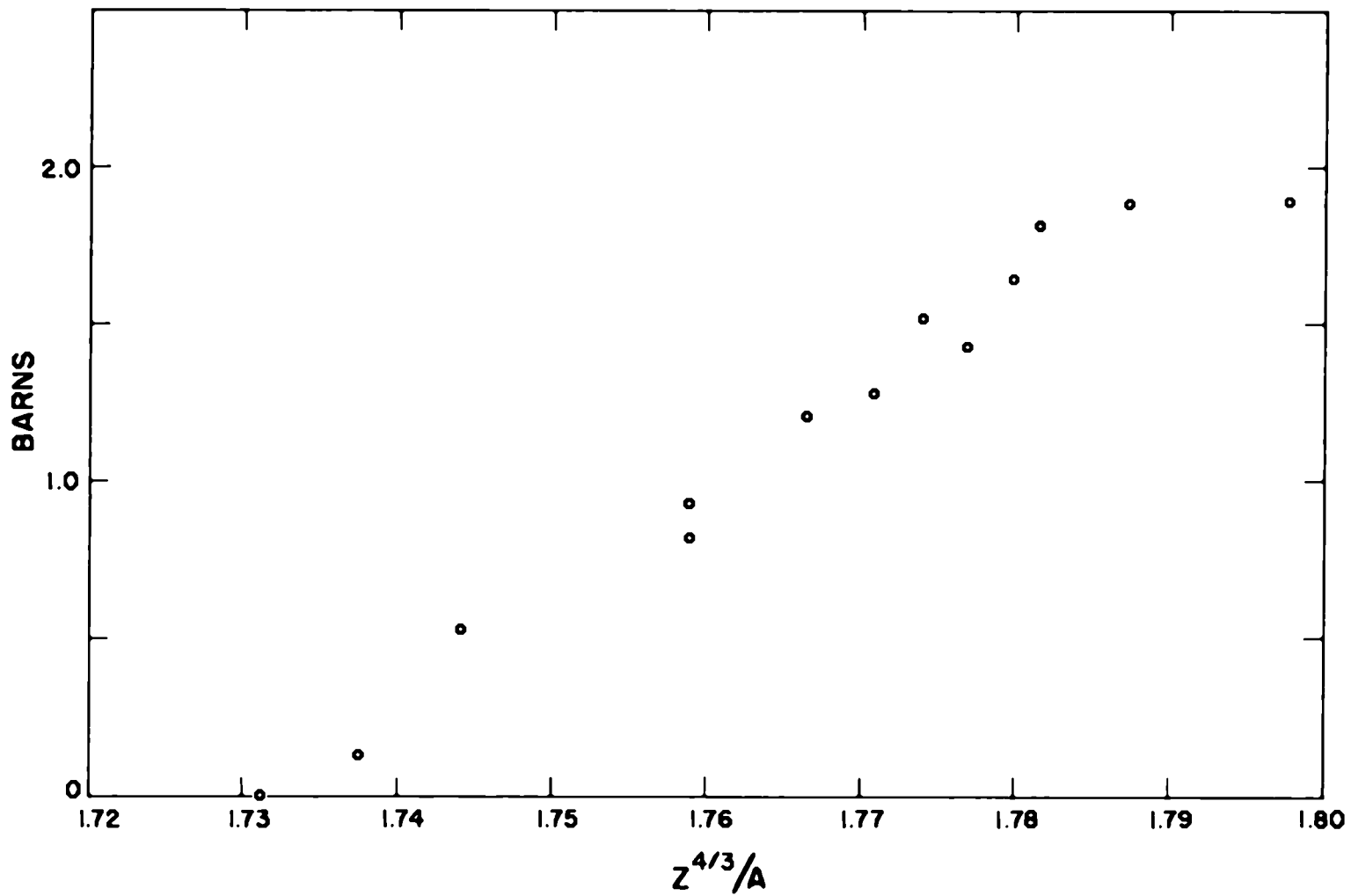


Fig. 9 Fission cross sections at 3 Mev neutron energy plotted against  $Z^{4/3}/A$ .