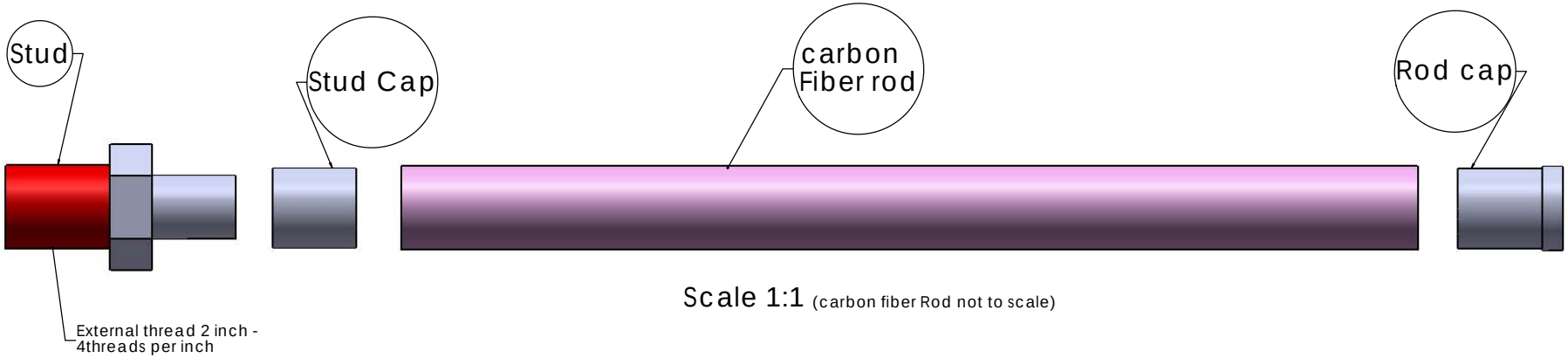

Scale 1:1 (carbon fiber Rod not to scale)

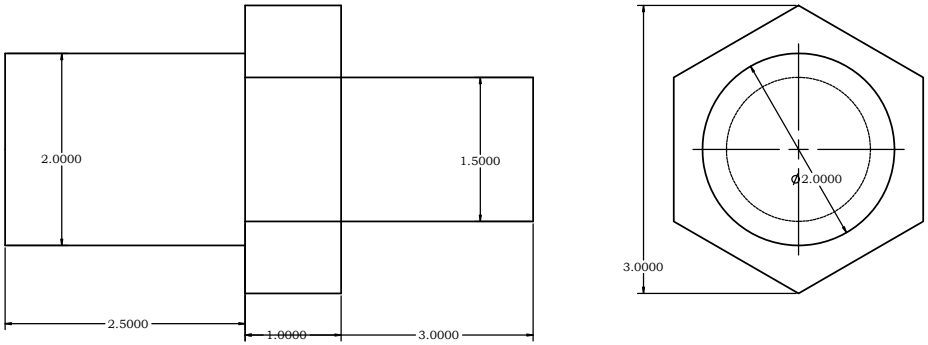

Stud

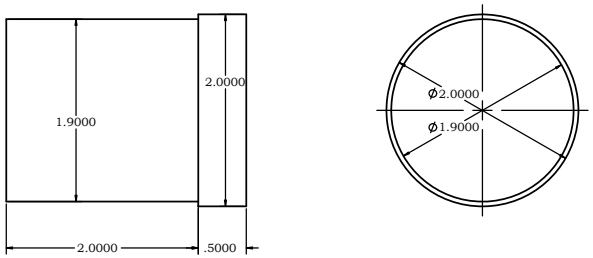

Rod Cap

Notes:

Rod cap and Stud Cap acn be glued to the Carbon rod.

Outer Dia of carbon rod is 2 inch and the thickness will be 0.01 inch

Rod numbers are counted from the back plate side towards the nose plate

All Materials other than the carbon fiber rod are made of Aluminum alloy

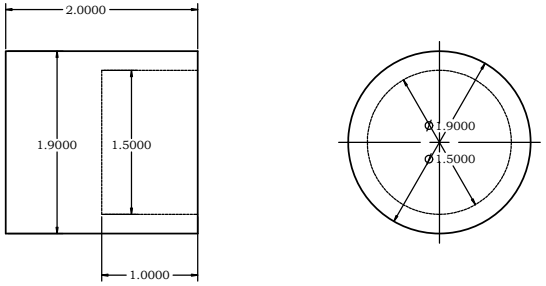

Stud Cap

Rod No.	Length
1	149.8113 inch
2	125.7009 inch
3	101.5905 inch
4	77.4801 inch
5	53.3697 inch
6	29.2593 inch

DOCUMENT CONTROL STAMP

MATERIAL: N/A

FINISH MACHINED SURFACES 125 UNLESS OTHERWISE NOTED
DEBURR & BREAK ALL SHARP EDGES

DIM & TOL PER ASME Y14.5
UNLESS OTHERWISE SPECIFIED DIMENSIONS ARE IN INCHES
TOLERANCES ARE:
FRACTIONS ± DECIMAL ± ANGLES ±
.X ± .XX ± .XXX ± ± ±
THIRD ANGLE PROJECTION

TRACKING NO.

APPROVALS	DATE
DRAWN Kalyan Jinnuri	25 Sep 08
CHECKED	
APPROVED	
APPROVED	

U.S. Department of Energy Office of Science

Jefferson Lab
Thomas Jefferson National Accelerator Facility

Operated by Jefferson Science Associates, LLC

Hall B - 12 GEV
Drift Chamber Sys Mech Structure
Region 3
Carbon Fiber Rod assembly

SIZE B | DWG. NO. B00000-01-10-0019

1:2 | SCALE: DO NOT SCALE DWG. | SHEET 1 OF 1